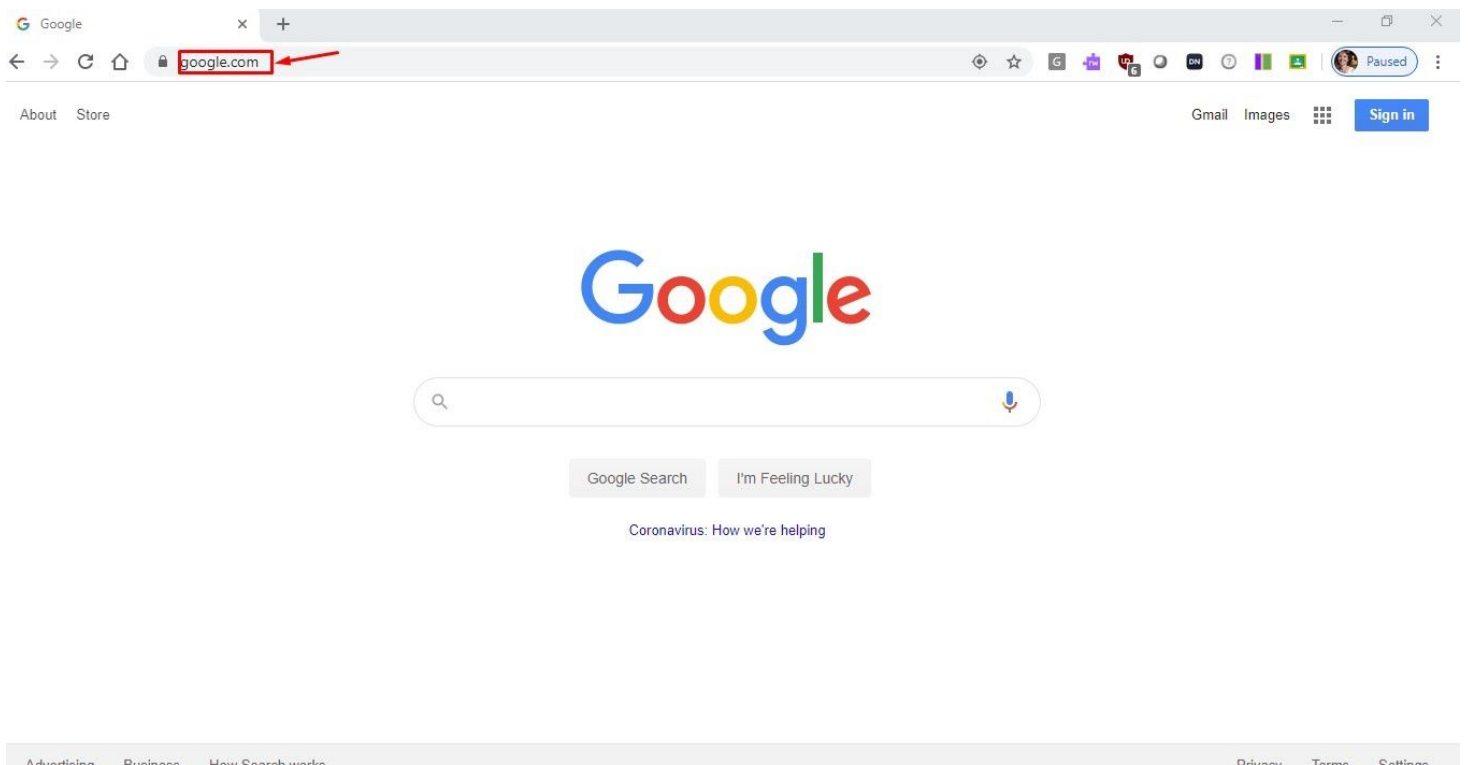


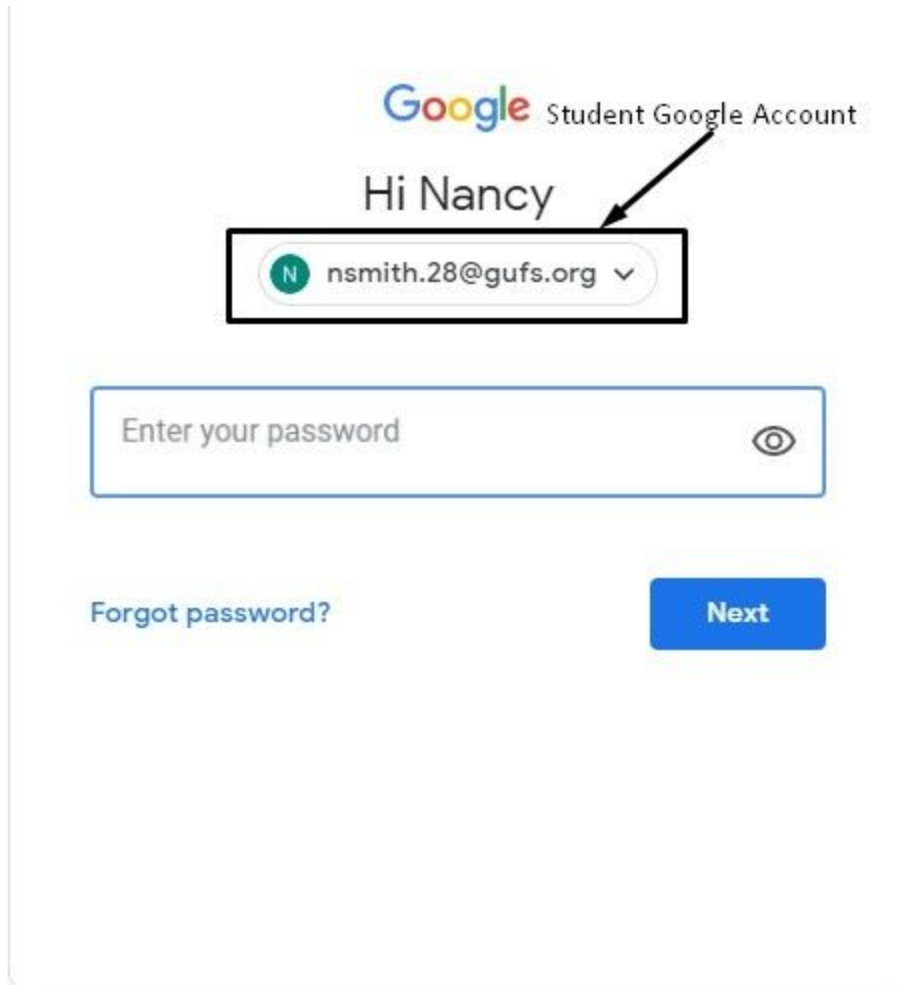
## Garrison School K-3 Google Classroom Sign On Procedures

**K-3 students do not have Gmail accounts.**

1) Go to [www.google.com](http://www.google.com) using Google Chrome browser (Google applications work best using the Google Chrome browser) -



2) Sign in to GUFS Student Google Account (provided by classroom teacher)



The image shows a sign-in page for a Google Student Account. At the top, it says "Google Student Google Account". Below that, it says "Hi Nancy". A black arrow points to a dropdown menu containing a green circle with the letter "N" and the email address "nsmith.28@gufs.org" with a downward arrow. Below the dropdown is a password input field with the placeholder text "Enter your password" and an eye icon on the right. At the bottom left, there is a link that says "Forgot password?". At the bottom right, there is a blue button with the text "Next".


3) Enter GUFS Student Account Password (provided by classroom teacher)



Welcome

 nsmith.28@gufs.org ▾

Enter your password

[Forgot password?](#)

**Next**



#### 4) First time logging into student account **Accept** the Terms and Conditions



Welcome to your new account.

Welcome to your new account: nsmith.28@gufs.org. Your account is compatible with many [Google services](#), but your gufs.org administrator decides which services you may access using your account. For tips about using your new account, visit the [Google Help Center](#).

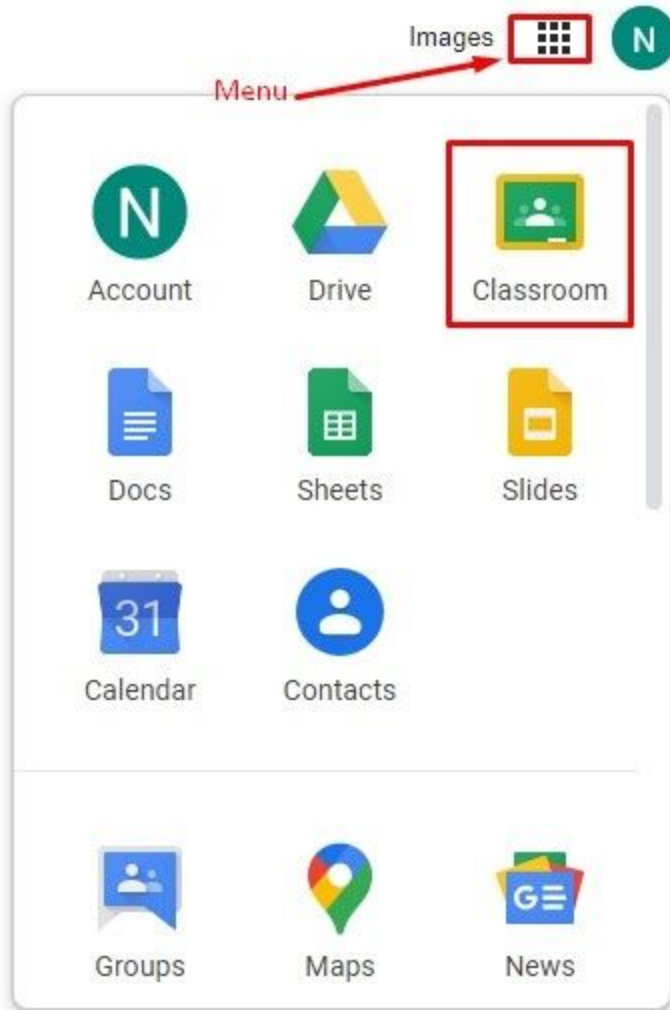
When you use Google services, your domain administrator will have access to your nsmith.28@gufs.org account information, including any data you store with this account in Google services. You can learn more [here](#), or by consulting your organization's privacy policy, if one exists. You can choose to maintain a separate account for your personal use of any Google services, including email. If you have multiple Google accounts, you can [manage which account you use](#) with Google services and [switch between them](#) whenever you choose. Your username and profile picture can help you ensure that you're using the intended account.

If your organization provides you access to the G Suite [core services](#), your use of those services is governed by your organization's G Suite agreement. Any other Google services your administrator enables ("Additional Services") are available to you under the [Google Terms of Service](#) and the [Google Privacy Policy](#). Certain Additional Services may also have [service-specific terms](#). Your use of any services your administrator allows you to access constitutes acceptance of applicable service-specific terms.

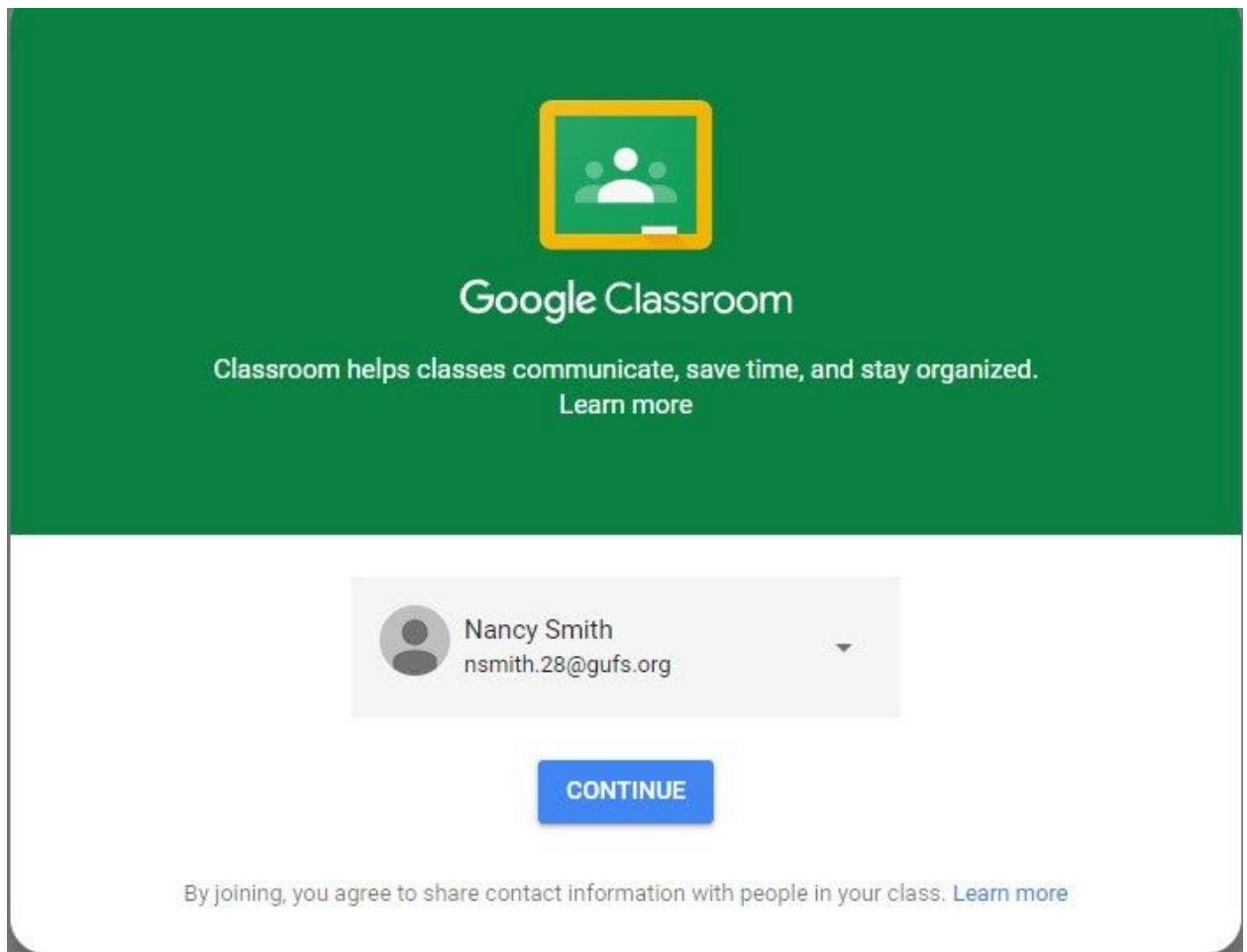
Click "Accept" below to indicate that you understand this description of how your nsmith.28@gufs.org account works and agree to the [Google Terms of Service](#) and the [Google Privacy Policy](#).

Accept


5) Once you are logged into Google account, menu selection screen in upper right hand corner



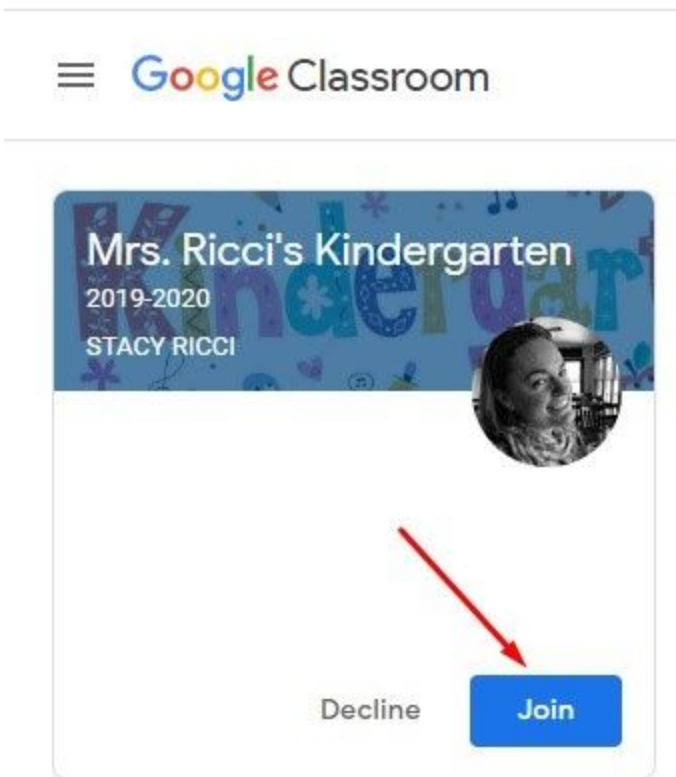
6) Click **Continue** on Google Classroom application



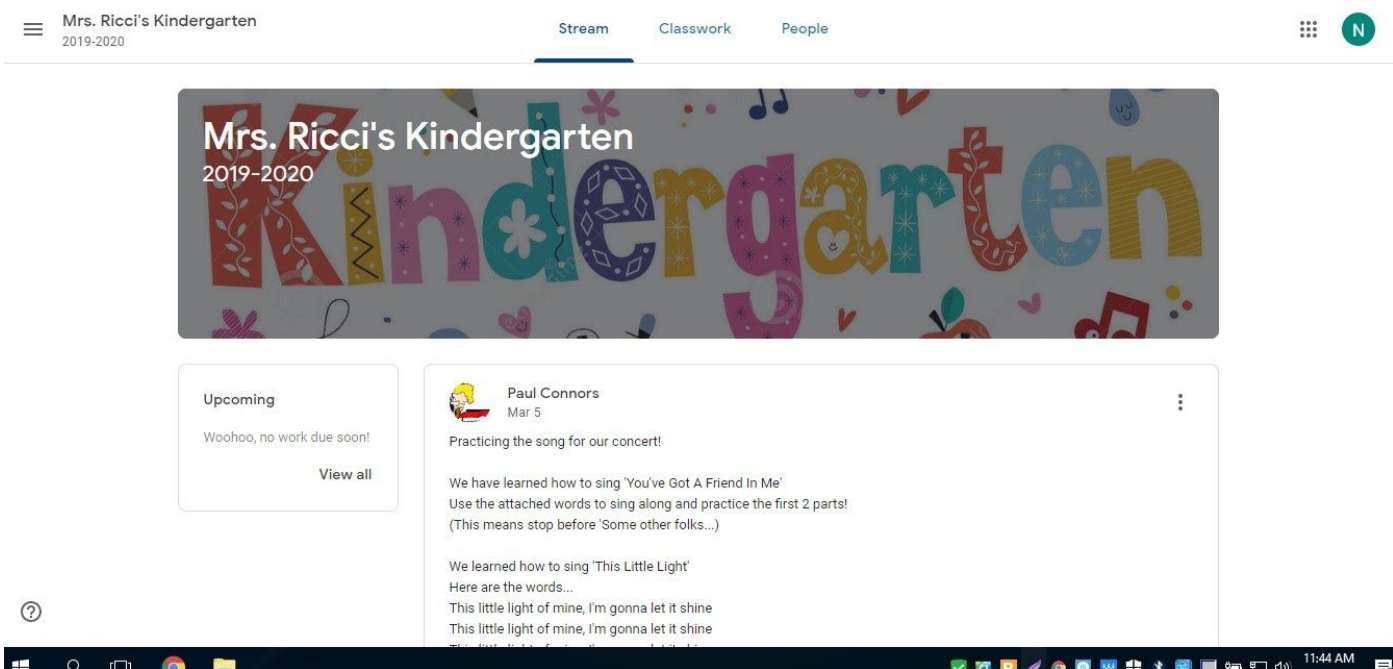
7) Select the "I'm a Student" Role



8) The Google Classrooms that you have been invited to join will appear on your dashboard. Click the **Join** button




9) You now have access to the Google Classroom of each teacher who invited you to join.






10) Always remember to **sign out** of your Google Account when finished. Only closing the web browser does not log you off your Google account.

This account is managed by gufs.org. [Learn more](#)

  
Nancy Smith  
nsmith.28@gufs.org

[Manage your Google Account](#)

 Add another account

[Sign out](#)

[Privacy Policy](#) • [Terms of Service](#)

